


Orlando, March 10-12 2018,
American College of Cardiology
67° Annual Scientific Session & Expo

The PHARMCLO study

A prospective, randomised, multicentre study of a pharmacogenomic approach to the selection of antiplatelet therapy in acute coronary syndromes



Diego Ardissino, MD

The PHARMCLO study

Disclosures

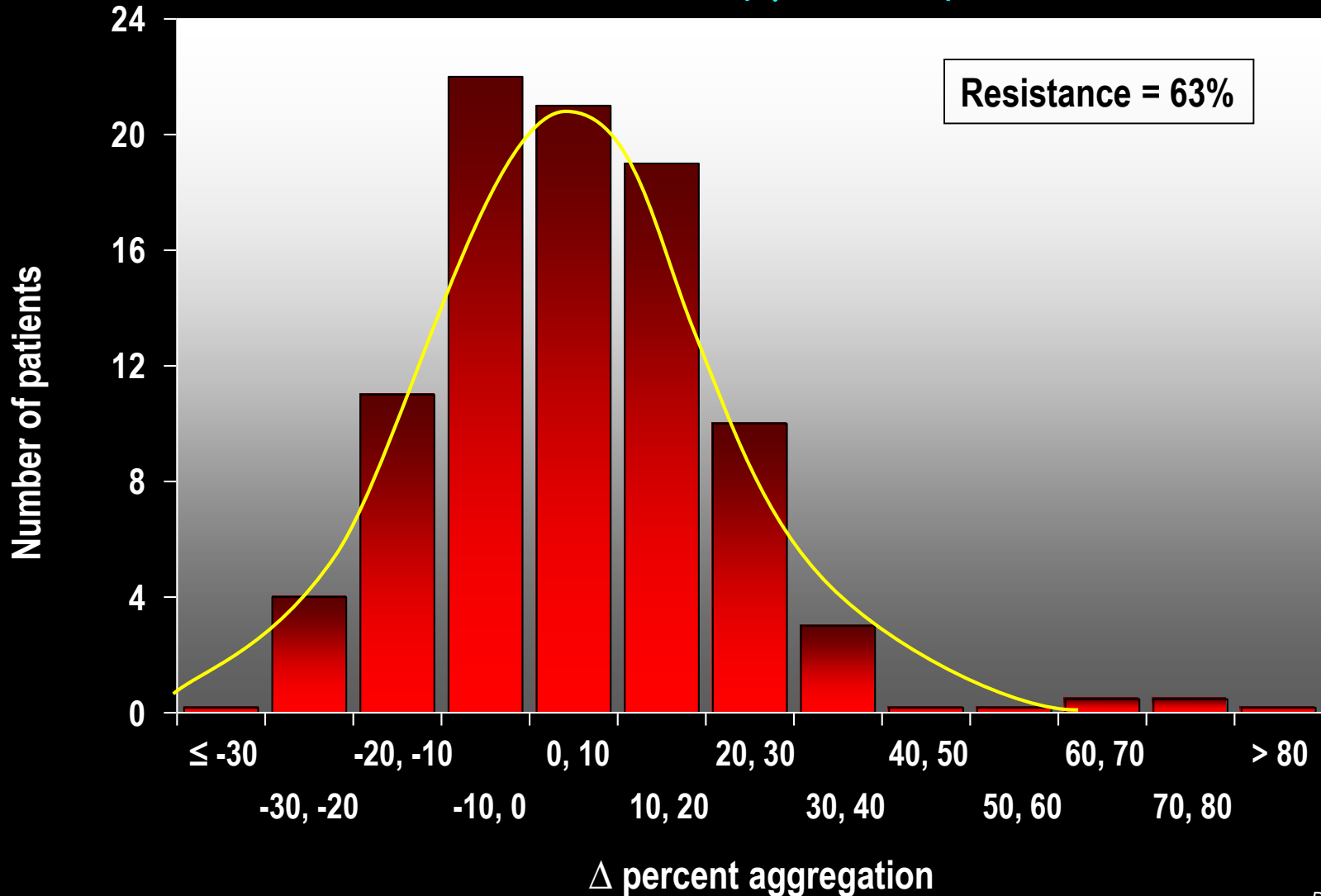
All authors have no relationships relevant to this presentation to disclose.



The PHARMCLO study - Background

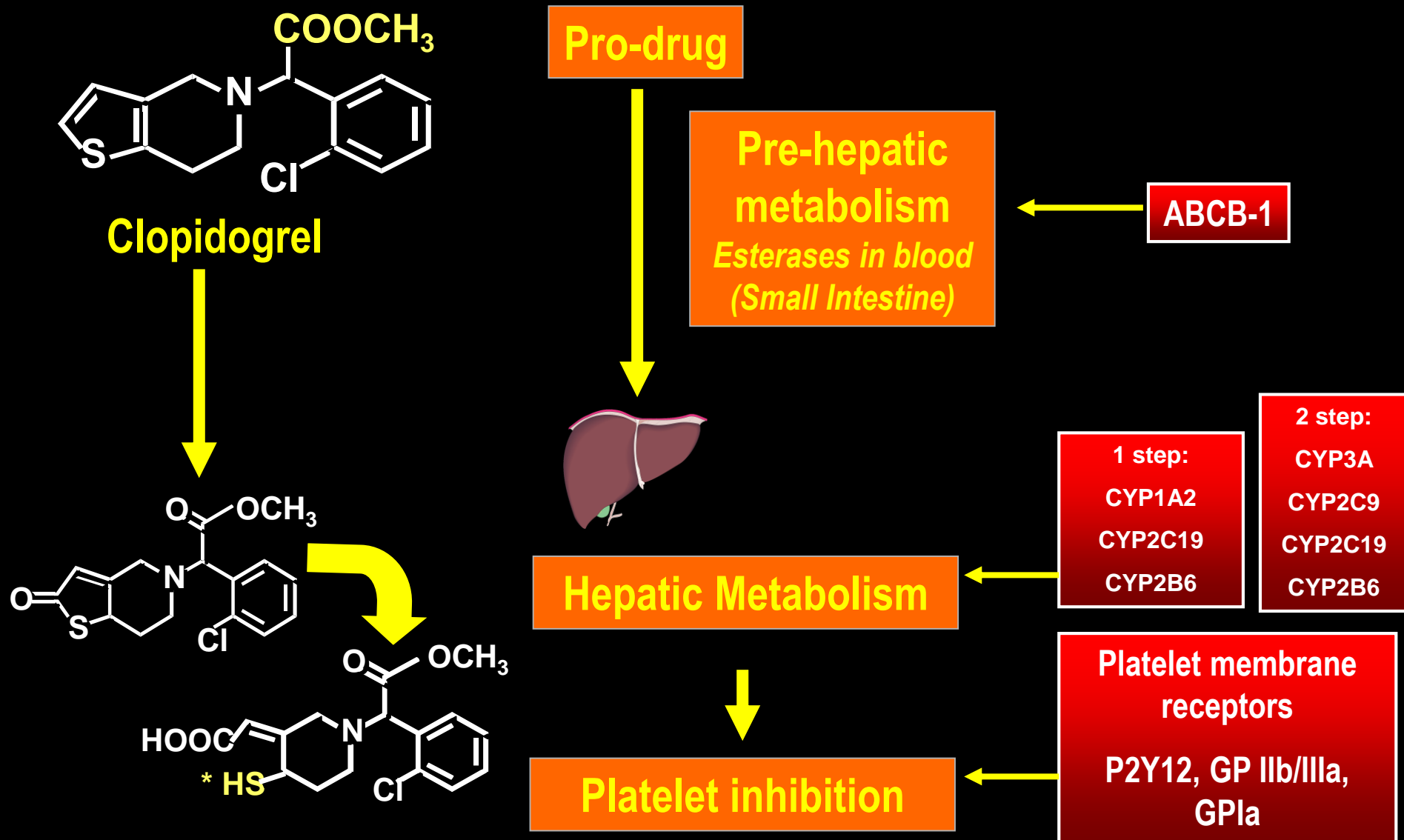
Clopidogrel Response Variability

Baseline - 2hr (5 μ mol ADP)



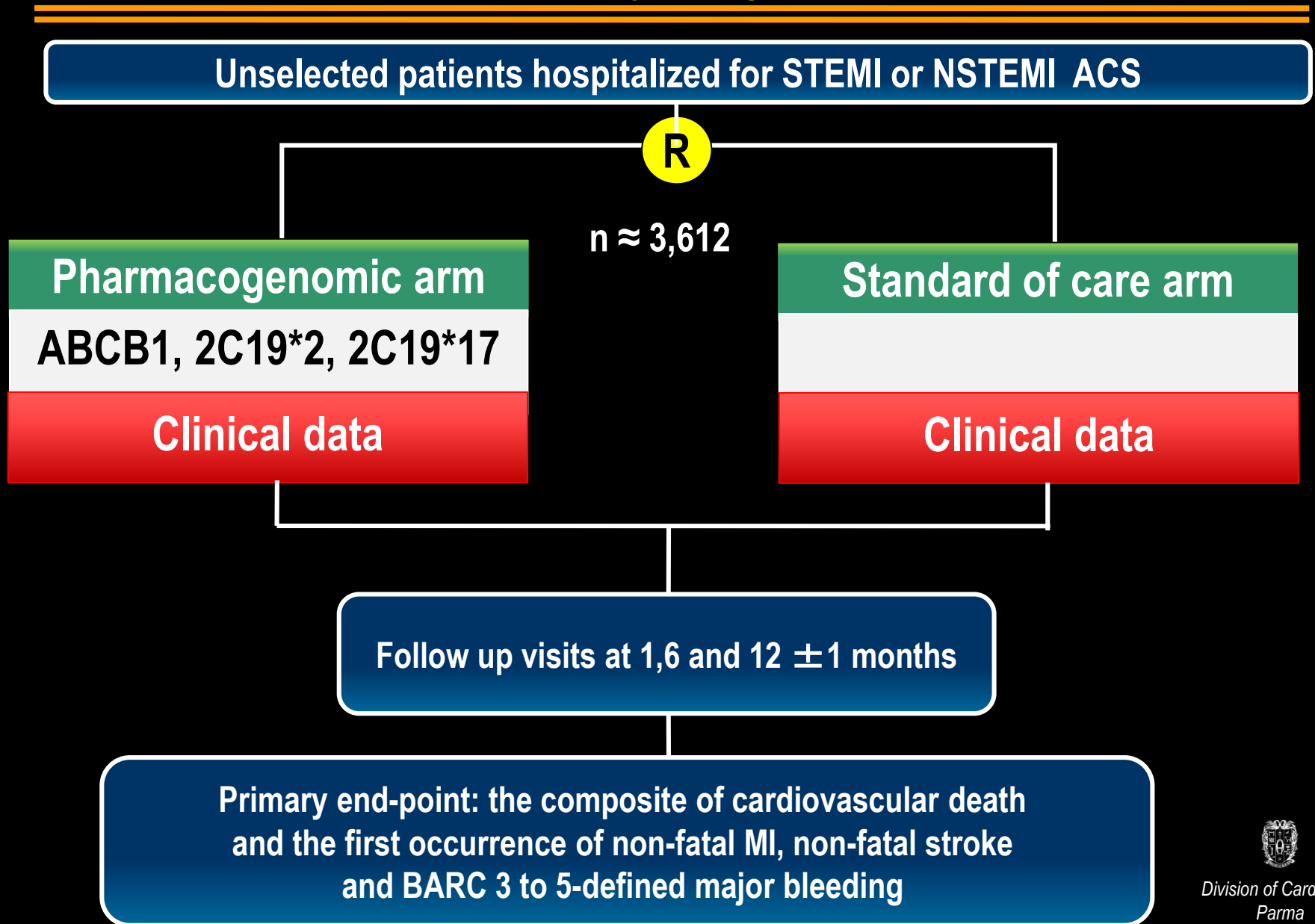
The PHARMCLO study - Background

Genetic targets modulating Clopidogrel antiplatelet effects



The PHARMCLO study

Study design



The PHARMCLO study

Patient population

Inclusion Criteria:

The diagnosis of acute coronary syndromes was based on the presence of at least two of the following criteria:

- ischemic symptoms at rest lasting >20 minutes
- electrocardiographic changes
 - ST-segment elevation
 - ST-segment depression
- the typical rise and fall of cardiac biomarker troponin I or T levels

Exclusion criteria:

- an inability to provide informed consent or follow study procedures
- any contraindication to the use of P2Y12 receptor antagonists
- a life expectancy of <1 year
- thrombolytic therapy within the previous 24 hours
- enrolment in another randomised trial or observational registry
- prior knowledge of the patients' ABCB1, CYP2C19*2 or CYP2C19*17 genotype



The PHARMCLO study

ST Q3 system



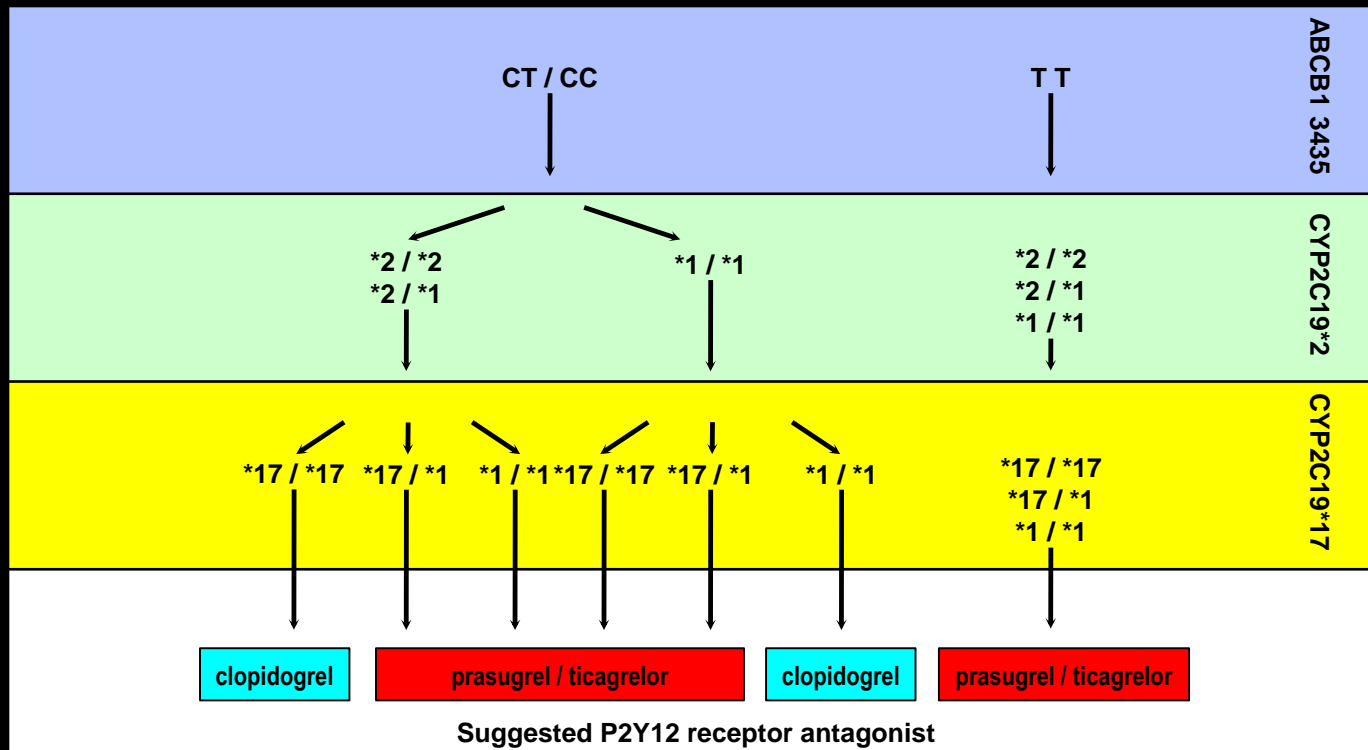
The PHARMCLO study

Algorithm for the selection of P2Y12 receptor antagonist

Clinical data

- age
- diabetes
- active bleeding
- weight
- prior history of stroke/TIA
- anemia
- Grace score
- intracranial bleeding
- chronic kidney disease
- Crusade score
- history of bleeding
- warfarin treatment

ABCB1, 2C19*2, 2C19*17



The PHARMCLO study

Participating Centres



The PHARMCLO study

Premature discontinuation

A total of 888 patients were recruited between 12 June 2013 and 18 February 2015; 448 patients were randomised to the pharmacogenomic arm and 440 to the standard of care arm. This represents 24.6% of the pre-specified sample size because, on 18 February 2015, the Ethics Committee of Modena (Italy) required that the trial should be prematurely stopped and all of the patients followed up as planned because of the lack of in vitro diagnosis (IVD) certification for the ST Q3 instrument.

Notice: Q3-Evo Reader is for use in research and for all other fields except the field of in vitro diagnostics. Therefore, while waiting for more information, the Ethics Committee orders the immediate stopping of enrolment and asks the PI for an urgent update on study progress, including the number of patients enrolled and their clinical condition during follow-up.



The PHARMCLO study

Demographic and clinical characteristics

Characteristics	All patients (n=888)	Pharmacogenomic arm (n=448)	Standard of care arm (n=440)
Mean age \pm SD, years	70.9 (\pm 12.2)	71.1 (\pm 12.3)	70.7 (\pm 12.1)
<70 years	361/888 (40.6)	186/448 (41.5)	175/440 (39.8)
70-80 years	275/888 (31.0)	130/448 (29.0)	145/440 (33.0)
>80 years	252/888 (28.4)	132/448 (29.5)	120/440 (27.2)
Female sex - No.(%)	283/888 (32.0)	153/448 (34.2)	130/440 (29.6)
Previous MI	191/888 (21.5)	96/448 (21.4)	95/440 (21.6)
Previous PCI	169/888 (19.0)	81/448 (18.1)	88/440 (20.0)
Chronic kidney disease	76/888 (8.6)	35/448 (7.8)	41/440 (9.3)



The PHARMCLO study

Clinical and revascularization characteristics

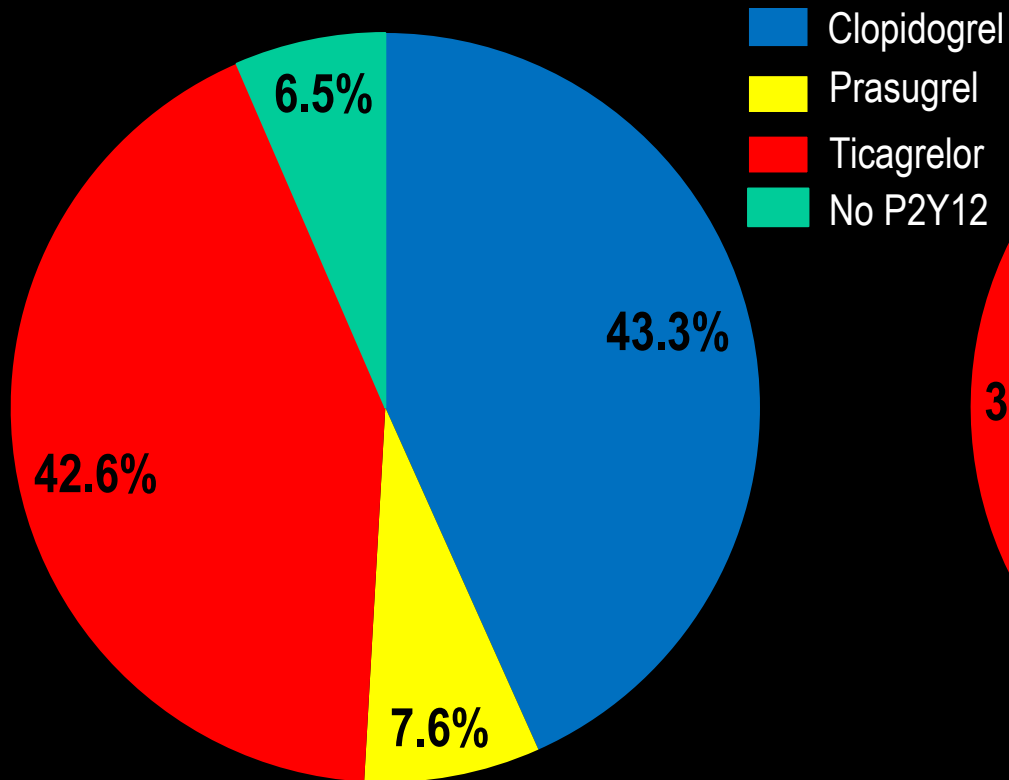
Characteristics	All patients (n=888)	Pharmacogenomic arm (n=448)	Standard of care arm (n=440)
STEMI	244/888 (27.5)	114/448 (25.5)	130/440 (29.5)
NSTEMI	602/888 (67.8)	316/448 (70.5)	286/440 (65)
Unstable angina	17/888 (1.9)	7/448 (1.6)	10/440 (2.3)
Angiography	855/888 (96.3)	433/448 (96.6)	422/440 (95.9)
PCI	532/855 (62.2)	268/433 (61.8)	264/422 (62.6)
CABG	92/855 (10.7)	49/433 (11.3)	43/422 (10.1)
Aspirin	860/888 (97.0)	437/448 (97.6)	423/440 (96.1)
Lipid-lowering drug	761/888 (85.6)	386/448 (86.2)	375/440 (85.2)



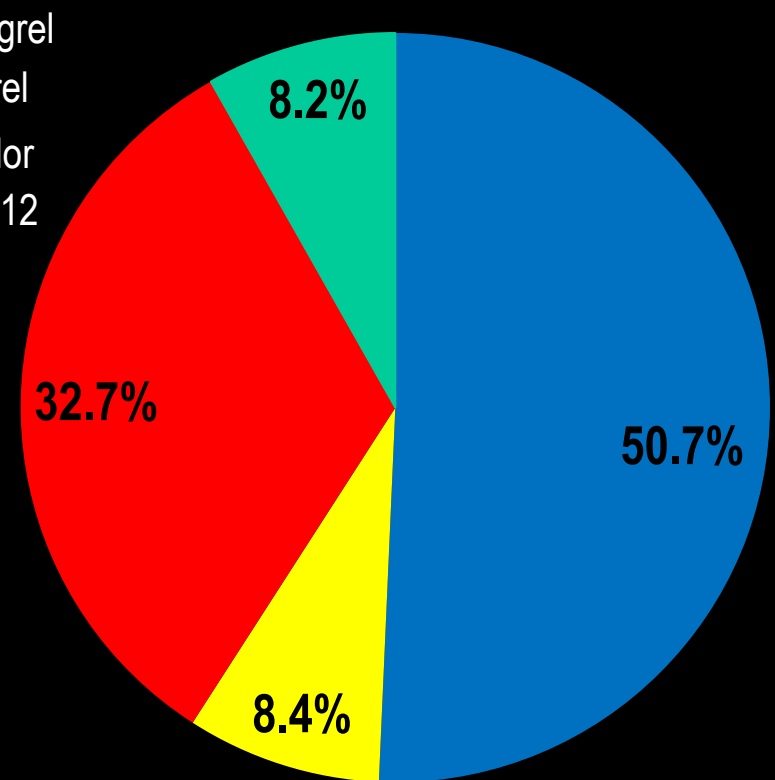
The PHARMCLO study

Frequency distribution of selected P2Y12 receptor antagonist

Pharmacogenomic arm



Standard of care arm

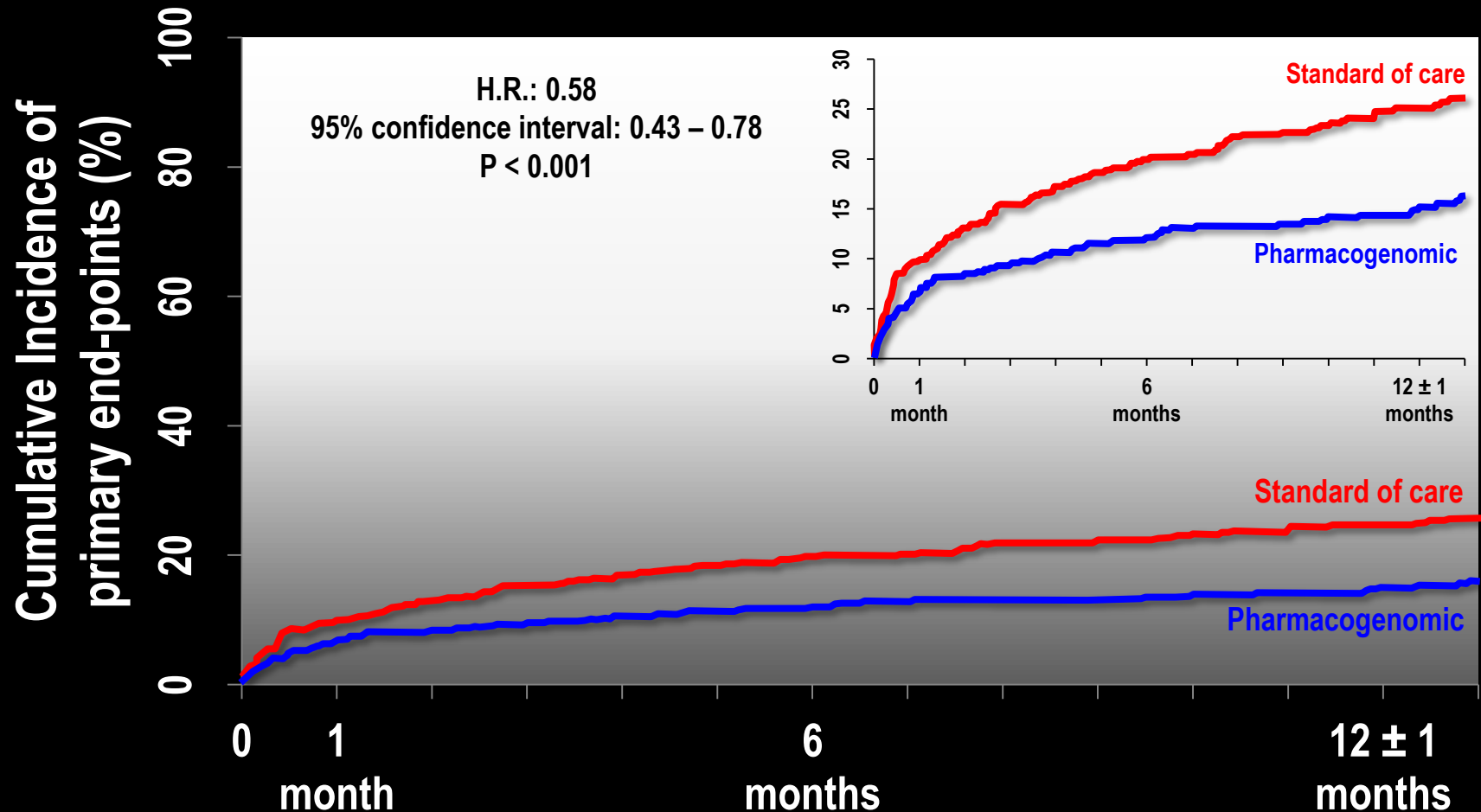


P=0.02



The PHARMCLO study

Primary composite end-point



No. at risk

Pharmacogenomic arm	448	516	390	295
Standard of care arm	440	397	349	280



The PHARMCLO study

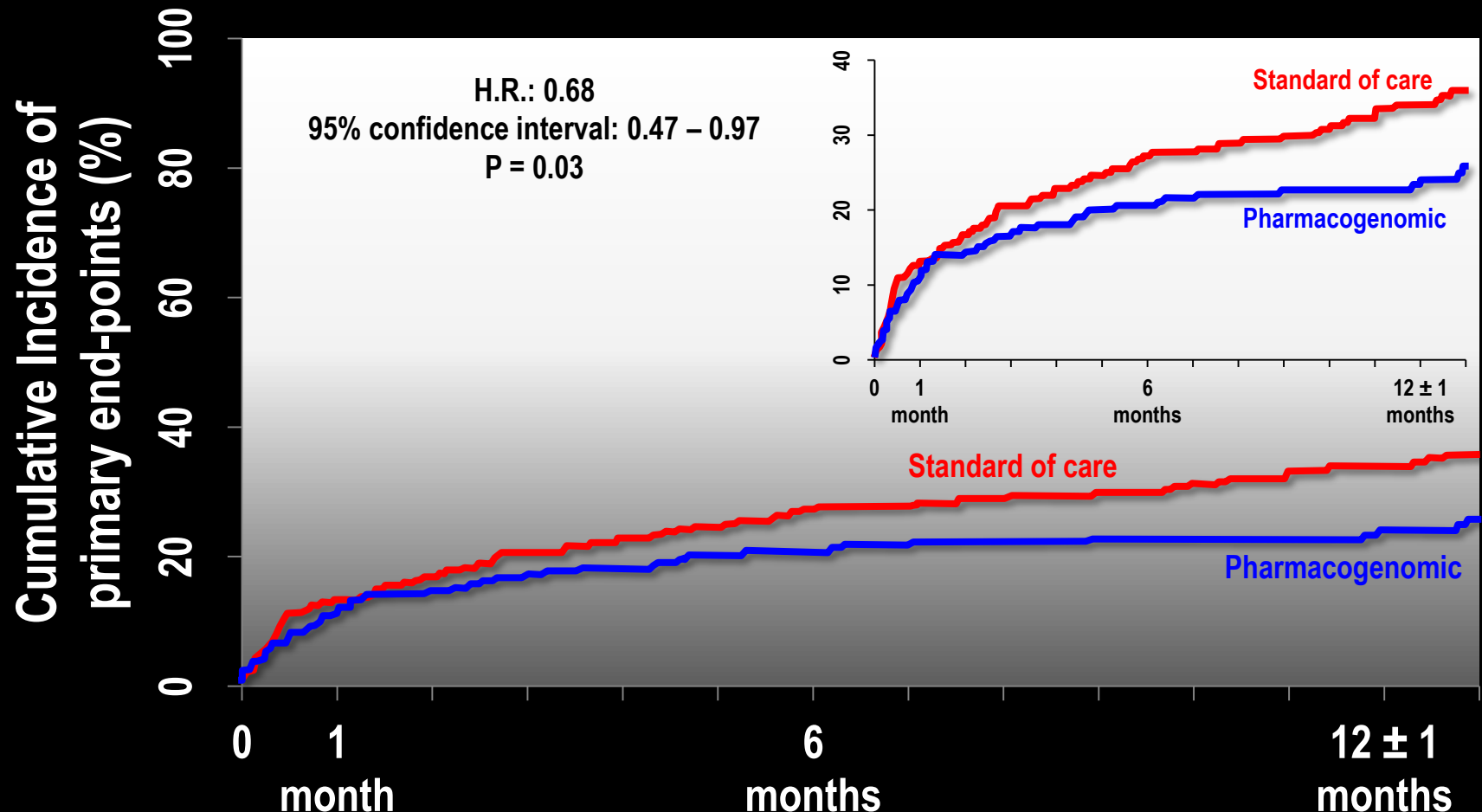
Individual components of the primary composite end-point

Primary end-point	Pharmacogenomic arm (n=448)	Standard of care arm (n=440)	HR [95% CI]
Cardiovascular death	28	34	0.80 [0.49-1.33]
Non-fatal myocardial infarction	21	47	0.42 [0.25-0.70]
- Post-PCI MI	1	7	
- Post-CABG MI	1	9	
Non-fatal stroke	5	7	0.70 [0.22-2.18]
Combined major bleeding (BARC*3+4+5)	17	26	0.64 [0.35-1.18]
Primary composite end-point	71	114	0.58 [0.43-0.78]



The PHARMCLO study

Primary composite end-point in clopidogrel-treated patients



No. at risk

Pharmacogenomic arm	194	173	152	102
Standard of care arm	223	195	161	127



The PHARMCLO study

Conclusions

- The implementation of multiple genotyping to guide the antiplatelet therapy in acute coronary syndromes is feasible across different institutions
- A more personalised approach to the selection of antiplatelet therapy may lead to a clinically meaningful reduction in ischemic and bleeding complications
- Future studies of genotype-guided antiplatelet therapy are required to confirm these data and clarify the cost-efficacy of genotyping in the challenging setting of acute coronary syndromes before implementing it in everyday clinical practice



The PHARMCLO study

JACC cover page

Accepted Manuscript



Pharmacogenomic Approach to Selecting Antiplatelet Therapy in Acute Coronary Syndromes: PHARMCLO trial

Francesca Maria Notarangelo, MD, Giuseppe Maglietta, MSc, Paola Bevilacqua, MSc, Marco Cereda, PhD, Piera Angelica Merlini, MD, Giovanni Quinto Villani, MD, Paolo Moruzzi, MD, Giampiero Patrizi, MD, Guidantonio Malagoli Tagliazucchi, PhD, Antonio Crocarno, MD, Angela Guidorossi, MD, Filippo Pigazzani, MD, PhD, Elisa Nicosia, MSc, Giorgia Paoli, MD, Marco Bianchessi, PhD, Mario Angelo Comelli, MSc, Caterina Caminiti, MSc, Diego Ardissino, MD

PII: S0735-1097(18)33306-0

DOI: [10.1016/j.jacc.2018.02.029](https://doi.org/10.1016/j.jacc.2018.02.029)

Reference: JAC 24710

To appear in: *Journal of the American College of Cardiology*

